



TS EAPCET-2024

Telangana State Engineering, Agriculture & Pharmacy Common Entrance Test, Conducted by JNTU Hyderabad on behalf of TSCHET



USER GUIDE

TO FEE PAYMENT AND FILL ONLINE APPLICATION FORM

FOR

TS EAPCET - 2024

URL: <https://eapcet.tsche.ac.in>



Phone Numbers: +91-7416923578 and +91-7416908215

e-Mail Id: tseapcethelpdesk2024@jntuh.ac.in

All the candidates, you are required to fill the mandatory fields in your application form for successful submission of the **TS EAPCET-2024** Application form. Therefore, you are advised to keep all the **MANDATORY / OPTIONAL** details with you before you proceed to fill online application form.

- ❖ User guide provides information to the candidates to help filling of the Online Application Form.
- ❖ The candidate should have **E-Mail ID (Personal)**. If he/she does not have then it is required to create E-Mail ID.
- ❖ The candidate should have **Candidate's / Student's Mobile Number (Personal)**. If he/she does not have then it is **Mandatory** to have.
- ❖ The candidates are advised to read carefully the **General Instructions** before Applying.



Visit the Official Website:

- ❖ Candidates are advised to visit the official website of TS EAPCET-2024. For this, on your device browse the website address - <https://eapcet.tsche.ac.in> press enter button and you will see the website screen.



System Requirements:

For better viewing of TS EAPCET-2024 website and smooth Application submission through online mode and the candidates are here by informed that the following computer system requirements are most desirable:

Internet Browser:	Google Chrome / Internet Explorer 6.0 and above
Screen Resolution:	600 * 800
PDF Reader:	Adobe acrobat reader 8.0 and above
Browser Settings:	Disable the pop up blocks & uninstall all the Script blockers



The Mandatory Details Required To Fill Of Online Application Form:

S.No.	Details Required	Documents To Be Referred
1.	TS/AP Online Transaction ID (If payment is being made through TSONline (or) APOneOnline Centre)	Receipt Form from TS Online or AP Online Centre
	Debit Card / Credit Card (or) Net Banking details (If the payment is to be done through Debit Card / Credit Card / Net Banking)	Debit Card / Credit Card / Net Banking
2.	<ul style="list-style-type: none"> Qualifying Examination Appeared (or) Passed Hall Ticket Number of the Qualifying Exam (Latest Intermediate 2nd Year / Diploma Final Year / Other State Board of Hall Ticket Number)	Marks Memo / Hall Ticket Number of Intermediate / (10 + 2) Equivalent / Diploma
3.	Stream applied for Engineering (E) , Agriculture and Pharmacy (A&P) (or) Both (E and A&P)	Eligibility Criteria in the TS EAPCET-2024 website
4.	Date of Birth	Birth Certificate / SSC (or) Equivalent Certificate
5.	Hall Ticket Number of SSC (or) Equivalent Examination Certificate	SSC (or) Equivalent Certificate
6.	Local Status (OU / AU / SVU / NON-LOCAL)	The local candidate certificate issued by MRO (or) Competent Authority
7.	Annual Income of Parents <ul style="list-style-type: none"> Below 1 Lakh Lakh and Above – Below 2 Lakhs 2 Lakhs and Above 	The Income Certificate issued by MRO (or) Competent Authority
8.	Study Details	Study Certificate from Class I to Intermediate / (10+ 2) Equivalent / Diploma
9.	Category (SC, ST, BC etc.) Application Number of the Caste Certificate	Caste Certificate issued by the MRO / Competent Authority
10.	Special Category (NCC, PH, Sports & Games, CAP, Anglo Indian etc.,)	The Certificate issued by the Competent Authority
11.	EWS Application Number of the Certificate (For OC Category only)	The EWS Certificate issued by the MRO / Competent Authority

TS EAPCET - 2024

FEE PAYMENT AND APPLICATION FORM FILLING FLOW CHART

VISIT: <https://eapcet.tsche.ac.in> & Click on “Pay Registration Fee”

PAYMENT OF REGISTRATION FEE



Mode of Payment (Any of the 2 Modes mentioned below)

TS Online /AP Online	Debit Card / Credit Card / Net Banking
<ol style="list-style-type: none">1. Choose your nearest TS / AP Online Centre2. Visit any of the above centers with the following Mandatory details like<ol style="list-style-type: none">a) Name of the Boardb) Qualifying Exam Latest 2nd Year Hall Ticket Numberc) Candidate's Named) Father's Namee) Mother's Namef) Date of Birthg) Candidate's / Student's Mobile Number <p>Stream applying for Engineering (E), Agriculture and Pharmacy (A&P) (or) Both (E and A&P)</p>	<ol style="list-style-type: none">1) If you choose the payment using Debit Card / Credit Card / Net Banking Mode, go through the Instructions Booklet carefully and be ready with ALL the required details to Fill Online Application Form.2) Click on “Fill Application Form” link and proceed by the filling required fields.
<p>You will receive a Receipt Form of the Registration Fee Payment containing a Transaction ID from the payment Centre.</p>	<p>You will be redirected to the Payment Gateway Site</p> <p>Note:</p> <p>During the Payment process, don't click on back / Refresh button. Also don't close the Browser page abruptly.</p>
<p>Visit – https://eapcet.tsche.ac.in along with the Receipt Form.</p>	<p>After Successful Payment of Registration Fee, (A “Payment Reference ID” will appear on the screen. Note down the “Payment Reference ID” then proceed with the Application Form Filling Process).</p>

TS EAPCET - 2024 FEE PAYMENT & ONLINE APPLICATION FORM FILLING PROCEDURE


VISIT - <https://eapcet.tsche.ac.in>


On your Internet Browser (preferably Internet Explorer version 6.0 and above / Google Chrome) type the website address – <https://eapcet.tsche.ac.in>, press **ENTER** button and you will see the following screen displayed on the computer screen.



Telangana State Engineering, Agriculture & Pharmacy Common Entrance Test, Conducted by JNTU Hyderabad on behalf of TSCHE










[Home](#) [About Us](#) [Courses](#) [Test Zones](#) [Important Dates](#) [User Guides](#) [Online Application](#) [Mock Test](#) [FAQ's](#) [Contact Us](#)








Latest Updates
 Commencement of Submission of Online Applications on 26-02-2024 (Monday), 10.00 AM

Welcome To Telangana State Engineering, Agriculture & Pharmacy (Veterinary etc..) Common Entrance Test Through Computer Based Test (CBT)
The Telangana State Engineering, Agriculture & Pharmacy (Veterinary etc..) Common Entrance Test-2024 (TS EAPCET-2024) is being conducted by Jawaharlal Nehru Technological University Hyderabad on behalf of Telangana State Council of Higher Education (TSCHE). This examination is the prerequisite for admission into various professional courses offered in University/ Private Colleges in the state of Telangana for the academic year 2024-2025.

Information

 Notification
 Important Dates
 Test Zones
 Instruction Booklet
 Syllabus
 User Guides
 Video Guide for CBT
 Mock Test
 Frequently Asked Questions (FAQ's)

Online Application

 User Guide for filling Online Application
 STEP 1: Pay Registration Fee
 STEP 2: Fill Online Application
 STEP 3: Print Filled-in Application
 Know Your Fee Payment Status

Registration Fee

Stream	Category	Fee (Rs.)
Engineering (E)	SC/ST & PH	500/-
	Others	900/-
Agriculture & Pharmacy (A&P)	SC/ST & PH	500/-
	Others	900/-
Both Engineering (E) and Agriculture & Pharmacy (A&P)	SC/ST & PH	1000/-
	Others	1800/-

THERE ARE 3 STEPS IN FILLING THE TS EAPCET-2024 ONLINE APPLICATION FORM

Step 1: Pay Registration Fee: Candidate can make Online Fee Payment through this option.

Step 2: Fill Online Application Form: After Fee Payment either by Cash at TS Online / AP Online Centre (or) by Online Payment through Credit Card / Debit Card / Net Banking modes, Candidate should fill in the Application through this option.

Step 3: Print Filled- in Application: After Submission of Application Form, Candidate can Print / Download the Submitted Application Form.

Step 1: Pay Registration Fee

Click on the “**Pay Registration Fee**” link as shown encircled below. A new page will appear on the screen.

Information

Notification
Important Dates
Test Zones
Instruction Booklet
Syllabus
User Guides
Video Guide for CBT
Mock Test
Frequently Asked Questions (FAQ's)

Online Application

User Guide for filling Online Application
STEP 1: Pay Registration Fee
STEP 2: Fill Online Application
STEP 3: Print Filled-in Application
Know Your Fee Payment Status

Registration Fee

Stream	Category	Fee (Rs.)
Engineering (E)	SC/ST & PH	500/-
	Others	900/-
Agriculture & Pharmacy (A&P)	SC/ST & PH	500/-
	Others	900/-
Both Engineering (E) and Agriculture & Pharmacy (A&P)	SC/ST & PH	1000/-
	Others	1800/-

After clicking on “**PAY REGISTRATION FEE**” link the following “**Payment Verification**” web page will appear.

FEE PAYMENT FOR TS EAPCET- 2024

Note: Candidates are advised to read carefully the General Instructions before Applying.

Group Subjects at Qualifying Examination * :	<input type="radio"/> MPC <input type="radio"/> BiPC <input type="radio"/> DIPLOMA <input type="radio"/> MBiPC
Name of the Board * :	--Select--
Qualifying Exam Latest 2nd Year Hall Ticket Number * :	<input type="text" value="Enter Qualifying Exam Latest 2nd Year Hall Ticket Number"/> <small>NOTE: Please Enter Latest Intermediate 2nd Year/Diploma Final Year/Other State Board Hall Ticket Number</small>
Candidate's Name * :	<input type="text" value="Enter Candidate's Name"/>
Date of Birth * (as per SSC or Equivalent) :	<input type="text" value="Enter Date of Birth (dd/mm/yyyy)"/> <small>NOTE: For Age Limit eligibility criteria go through the detailed notification of TS EAPCET for different courses.</small>
Candidate's / Student's Mobile Number * :	<input type="text" value="Enter Mobile Number"/>
Alternate Mobile Number : (Self/Father/Mother/Relative)	<input type="text" value="Enter Alternate Mobile Number"/>
E-Mail ID * (Personal):	<input type="text" value="Enter E-Mail ID"/>
Category *:	<input type="radio"/> OC <input type="radio"/> BC_A <input type="radio"/> BC_B <input type="radio"/> BC_C <input type="radio"/> BC_D <input type="radio"/> BC_E <input type="radio"/> SC <input type="radio"/> ST
Physically Challenged (PH)*:	<input type="radio"/> YES <input type="radio"/> NO
Stream Applied For *:	<input type="radio"/> Engineering (E) <input type="radio"/> Agriculture & Pharmacy (A&P) <input type="radio"/> Both (Engineering, Agriculture & Pharmacy) (E, A&P)
Payment Type * :	<input type="radio"/> Net Banking(SBI/HDFC/ICICI) <input type="radio"/> Net Banking(Others) <input type="radio"/> Credit Card <input type="radio"/> Debit Card
<input type="checkbox"/> I have gone through all the instructions. I have verified all the details furnished by me - Name of the Board, Qualifying Exam Latest 2nd Year Hall Ticket Number, Category and confirmed.	

NOTE: In case your account is debited and the website gets disconnected before payment receipt generation, kindly compulsory check your Payment Status using [Know Your Payment Status](#) option by providing your details. If you get message "Payment Details Not Found", candidate is requested to go for a fresh payment and the amount for the failure transaction will be refunded to their debited bank account in 5 working days.

[Privacy Policy](#) | [Terms & Conditions](#) | [Disclaimer](#) | [Refund & Cancellation Policy](#)

No. of Visitors: 493

© Copyright TS CHE - 2024. All Rights Reserved.

Designed & Developed by **TSOnline**

Fill in all the details in the respective fields and Click on the encircled button **“Proceed to Payment”**.

Below screen shows sample Filled in Form for Registration Fee Payment.

FEE PAYMENT FOR TS EAPCET- 2024

Note: Candidates are advised to read carefully the General Instructions before Applying.

Group Subjects at Qualifying Examination * :	<input checked="" type="radio"/> MPC <input type="radio"/> BIPC <input type="radio"/> DIPLOMA <input type="radio"/> MBIPC	
Name of the Board * :	<div style="border: 1px solid #ccc; padding: 2px;">TSBIE INTERMEDIATE (REGULAR)</div>	
Qualifying Exam Latest 2nd Year Hall Ticket Number * :	<div style="border: 1px solid #ccc; padding: 2px;">2406291520</div>	NOTE: Please Enter Latest Intermediate 2nd Year/Diploma Final Year/Other State Board Hall Ticket Number
Candidate's Name * :	<div style="border: 1px solid #ccc; padding: 2px;">TEST APPLICATION FORM</div>	
Date of Birth * (as per SSC or Equivalent) :	<div style="border: 1px solid #ccc; padding: 2px;">31/12/2008</div>	NOTE: For Age Limit eligibility criteria go through the detailed notification of TS EAPCET for different courses.
Candidate's / Student's Mobile Number * :	<div style="border: 1px solid #ccc; padding: 2px;">7416908215</div>	
Alternate Mobile Number : (Self/Father/Mother/Relative)	<div style="border: 1px solid #ccc; padding: 2px;">Enter Alternate Mobile Number</div>	
E-Mail ID * (Personal):	<div style="border: 1px solid #ccc; padding: 2px;">testingabc012@gmail.com</div>	
Category * :	<input checked="" type="radio"/> OC <input type="radio"/> BC_A <input type="radio"/> BC_B <input type="radio"/> BC_C <input type="radio"/> BC_D <input type="radio"/> BC_E <input type="radio"/> SC <input type="radio"/> ST	
Do you belong to Economically Weaker Section (EWS)? * :	<input checked="" type="radio"/> YES <input type="radio"/> NO	
If Yes furnish your EWS Certificate Number :	<div style="border: 1px solid #ccc; padding: 2px;">EWS865756435293</div>	
Physically Challenged (PH)*:	<input checked="" type="radio"/> YES <input type="radio"/> NO	
If Yes furnish your SADARAM Certificate Number :	<div style="border: 1px solid #ccc; padding: 2px;">25707142134571900</div>	
Stream Applied For *:	<input checked="" type="radio"/> Engineering (E) <input type="radio"/> Agriculture & Pharmacy (A&P) <input type="radio"/> Both (Engineering, Agriculture & Pharmacy) (E, A&P)	
Payment Type * :	<input type="radio"/> Net Banking(SBI/HDFC/ICICI) <input type="radio"/> Net Banking(Others) <input type="radio"/> Credit Card <input checked="" type="radio"/> Debit Card	
<input checked="" type="checkbox"/> I have gone through all the instructions. I have verified all the details furnished by me - Name of the Board, Qualifying Exam Latest 2nd Year Hall Ticket Number, Category and confirmed.		
Fee Amount :	Rs. 500.00/-	
<div style="background-color: #e67e22; color: white; padding: 5px 15px; display: inline-block; border-radius: 3px;">Proceed to Payment</div>		

NOTE: In case your account is debited and the website gets disconnected before payment receipt generation, kindly compulsory check your Payment Status using [Know Your Payment Status](#) option by providing your details. If you get message "Payment Details Not Found", candidate is requested to go for a fresh payment and the amount for the failure transaction will be refunded to their debited bank account in 5 working days.

[Privacy Policy](#) | [Terms & Conditions](#) | [Disclaimer](#) | [Refund & Cancellation Policy](#)

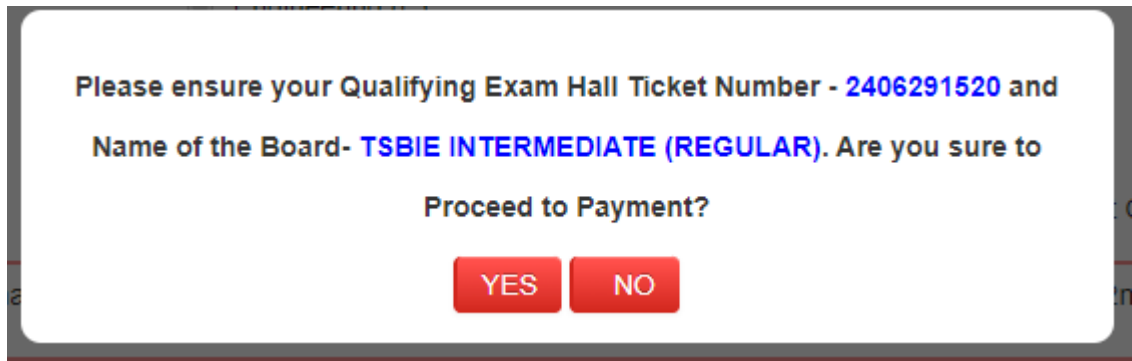
No. of Visitors: 493

© Copyright TSCHE - 2024. All Rights Reserved.

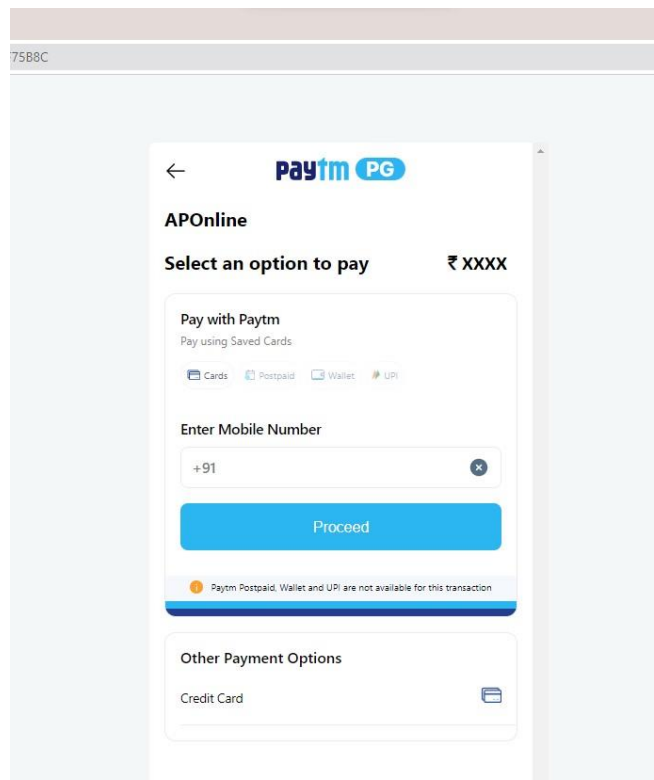
Designed & Developed by **TSOnline**

Fill in **ALL** the mandatory fields given in the above webpage. The fields of - **Group Subjects at Qualifying Examination, Name of the Board, Qualifying Exam Latest Intermediate 2nd Year / Diploma Final Year / Other State Board Hall Ticket Number, Candidate's Name, Date of Birth, Candidate's / Student's Mobile Number, Alternative Mobile Number (Self / Father / Mother / Relative), E-Mail ID Personal, Category, Do you belong to Economically Weaker Section (EWS)? (For only "OC" Category) Physically Challenged (PH), Stream Applied For and Select the Payment Type.**

After entering the correct and mandatory fields, for **Payment of Fee to be made through Debit Card / Credit Card / Net Banking** shown in the above screen. After clicking on the Proceed to Payment, the system will display the message window to confirm once again the **Qualifying Exam Latest Intermediate 2nd Year / Diploma Final Year / Other State Board Hall Ticket Number and Qualifying Examination Name of the Board.**



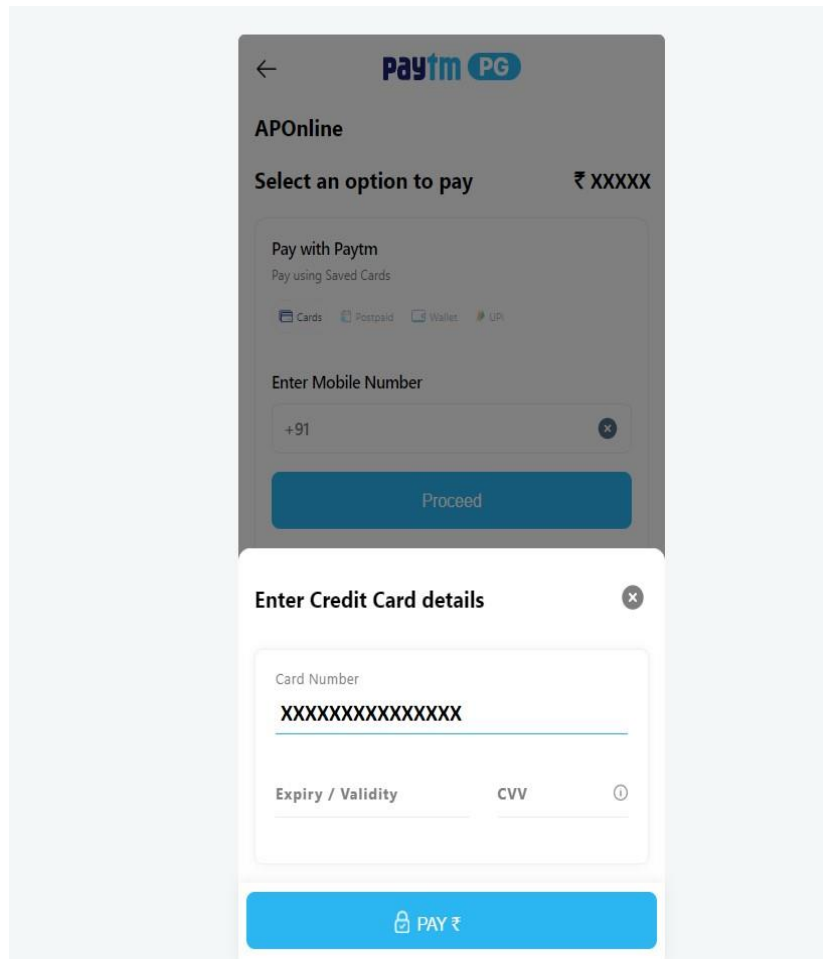
Online payment gateway page is shown below. Select the card type (VISA or Master Card or Maestro) mention on the Card and Click the button **“PAY”** shown in the below image to Proceed for Payment. Before this be ready with the **Card related details (Card Number, Expiry Date - From Date, Security Code / CVV Number etc.,)**



(Note: During the Payment process, DO NOT double click on Buttons or clicks on Back / Refresh buttons or DO NOT close the Browser web page abruptly.)

Note: The candidate can use any Bank Card (Debit / Credit / Net Banking) provided it is either VISA (or) MASTER CARD (or) MAESTRO type.

For example, the Candidate may possess a State Bank of India Debit Card / Credit Card (or) Union Bank Debit Card / Credit Card (or) any Bank Debit Card / Credit Card and the candidate has to identify what is the Card Type Logo on his/her card as given below.



After the relevant **Card Type** logo is selected by the candidate, click on the button **“Make Payment”** and the control will automatically take you to the **“BANK PAYMENT GATEWAY”** Screen.

For example, after filling the mandatory details the control will lead you to the **“Bank payment Gateway”** web page then Click on and click on **“PAY”** button as shown above.

The confirmation of successful payment of Registration Fee as shown with the Transaction is Successful item in the below screen” Payment Status” along with Payment Reference ID

After successful payment web page automatically redirect to page shown below.



TS EAPCET-2024

Telangana State Engineering, Agriculture & Pharmacy Common Entrance Test, Conducted by JNTU Hyderabad on behalf of TSCHE

[Home](#)[About Us](#)[Courses](#)[Test Zones](#)[Important Dates](#)[User Guides](#)[Online Application](#)[Mock Test](#)[FAQ's](#)[Contact Us](#)

TS EAPCET 2024 - PAYMENT SUCCESS

Your Payment done Successfully

Your Payment Reference ID : **TSP14100010449**

Note : Please note the above mentioned Payment ID for all your future correspondence

[Proceed to Fill Application](#)

After Successful Payment of Registration Fee, (A **“Payment Reference ID”** will appear on the screen. Note down the **“Payment Reference ID”** (For your future correspondence). Then proceed with the **“Application Form** filling process.

After completion of Fee Payment, Candidate can check the Status of the Payment using below screen by clicking on **“Know Your Payment Status”** tab in the home page as shown encircled below. A new page will appear on the screen.

Information

	Notification
	Important Dates
	Test Zones
	Instruction Booklet
	Syllabus
	User Guides
	Video Guide for CBT
	Mock Test
	Frequently Asked Questions (FAQ's)

Online Application

	User Guide for filling Online Application
	STEP 1: Pay Registration Fee
	STEP 2: Fill Online Application
	STEP 3: Print Filled-in Application
	Know Your Fee Payment Status

Registration Fee

Stream	Category	Fee (Rs.)
Engineering (E)	SC/ST & PH	500/-
	Others	900/-
Agriculture & Pharmacy (A&P)	SC/ST & PH	500/-
	Others	900/-
Both Engineering (E) and Agriculture & Pharmacy (A&P)	SC/ST & PH	1000/-
	Others	1800/-

After clicking “**Know Your Fee Payment Status**” tab the following screen will be displayed.



TS EAPCET-2024

Telangana State Engineering, Agriculture & Pharmacy Common Entrance Test, Conducted by JNTU Hyderabad on behalf of TSCHE

[Home](#)[About Us](#)[Courses](#)[Test Zones](#)[Important Dates](#)[User Guides](#)[Online Application](#)[Mock Test](#)[FAQ's](#)[Contact Us](#)

CHECK PAYMENT STATUS

Qualifying Exam Latest 2nd Year Hall Ticket Number * :

Mobile Number *

Date of Birth * (as per SSC or Equivalent) :

Stream * :

- ☐ Engineering (E)
☐ Agriculture & Pharmacy (A & P)
☐ Both (Engineering, Agriculture & Pharmacy)(E, A & P)

Check Payment Status

Enter all the fields like Qualifying Exam Latest 2nd Year Hall Ticket Number, Mobile Number, Date of Birth and Stream that click on “**Check Payment Status**” button as shown in the below screen.



TS EAPCET-2024

Telangana State Engineering, Agriculture & Pharmacy Common Entrance Test, Conducted by JNTU Hyderabad on behalf of TSCHE

[Home](#)[About Us](#)[Courses](#)[Test Zones](#)[Important Dates](#)[User Guides](#)[Online Application](#)[Mock Test](#)[FAQ's](#)[Contact Us](#)

CHECK PAYMENT STATUS

Qualifying Exam Latest 2nd Year Hall Ticket Number * :

Mobile Number *

Date of Birth * (as per SSC or Equivalent) :

Stream * :

- ☐ Engineering (E)
☐ Agriculture & Pharmacy (A & P)
☐ Both (Engineering, Agriculture & Pharmacy)(E, A & P)

Check Payment Status

After clicking on the “**Check Payment Status**” the payment screen will be displayed.



TS EAPCET-2024

Telangana State Engineering, Agriculture & Pharmacy Common Entrance Test, Conducted by JNTU Hyderabad on behalf of TSCE

[Home](#)[About Us](#)[Courses](#)[Test Zones](#)[Important Dates](#)[User Guides](#)[Online Application](#)[Mock Test](#)[FAQ's](#)[Contact Us](#)

CHECK PAYMENT STATUS

Qualifying Exam Latest 2nd Year Hall Ticket Number *	<input type="text" value="2406291520"/>
Mobile Number *	<input type="text" value="7416908215"/>
Date of Birth * (as per SSC or Equivalent) :	<input type="text" value="31/12/2008"/>
Stream *:	<div><input checked="" type="radio"/> Engineering (E) <input type="radio"/> Agriculture & Pharmacy (A & P) <input type="radio"/> Both (Engineering, Agriculture & Pharmacy)(E, A & P)</div>

Check Payment Status

S.No.	Payment Reference ID	Status
1	TSP14100010449	SUCCESS

OR

NOTE: -

In case your amount is debited and the website gets disconnected before payment receipt generation, ensure your payment status using payment status option by providing in the website. If you get message pop-up “**PAYMENT DETAILS NOT FOUND**”, candidate is advised to go for a fresh payment.

Payment transactions not found

OK

If **“PAYMENT TRANSACTIONS IS NOT FOUND”**, repeat the procedure from the **Application Fee Payment**. The amount deducted if any from your account made in the first attempt will be refunded (or) rolled back into your account with in 5 to 7 working days from the Bank.

To fill the online application form, click on **“Proceed to Fill Application”** as shown below.



TS EAPCET-2024

Telangana State Engineering, Agriculture & Pharmacy Common Entrance Test, Conducted by JNTU Hyderabad on behalf of TSCH

[Home](#)[About Us](#)[Courses](#)[Test Zones](#)[Important Dates](#)[User Guides](#)[Online Application](#)[Mock Test](#)[FAQ's](#)[Contact Us](#)

TS EAPCET 2024 - PAYMENT SUCCESS

Your Payment done Successfully

Your Payment Reference ID : **TSP14100010449**

Note : Please note the above mentioned Payment ID for all your future correspondence

[Proceed to Fill Application](#)

Step 2: Fill Online Application

Candidate has two options either to proceed to fill application immediately or at a later date. Click on **“Proceed to Fill Application”** to fill the application immediately and you will be taken to the Application screen as described in **Step 2**. If you choose another day to fill the application simply close the window unit such case, you need to start from **Step 2**.

In some rare cases if the amount is deducted from your account but the message **“Transaction is Successful”** (or) the **“Payment Reference ID”** is not displayed, then you can use **“Know Your Payment Status”** has described in the **website**.

Otherwise pay the Registration Fee again as in step 1. The amount was deducted from your account made in your attempt will be refunded or rolled back into your account from the Bank.

Click on **“Fill Online Application”** Form tab in home page as shown in the below screen

Information

Notification
Important Dates
Test Zones
Instruction Booklet
Syllabus
User Guides
Video Guide for CBT
Mock Test
Frequently Asked Questions (FAQ's)

Online Application

User Guide for filling Online Application
STEP 1: Pay Registration Fee
STEP 2: Fill Online Application
STEP 3: Print Filled-in Application
Know Your Fee Payment Status

Registration Fee

Stream	Category	Fee (Rs.)
Engineering (E)	SC/ST & PH	500/-
	Others	900/-
Agriculture & Pharmacy (A&P)	SC/ST & PH	500/-
	Others	900/-
Both Engineering (E) and Agriculture & Pharmacy (A&P)	SC/ST & PH	1000/-
	Others	1800/-

After clicking on **“Fill Online Application”** tab, the following webpage will be displayed. Furnish the same **Payment Reference ID, Qualifying Exam Latest 2nd Year Hall Ticket Number, Mobile Number and Date of Birth** as given in Step 1 and Click on **“Proceed to Fill Application”** button as shown in the screen below.



TS EAPCET-2024

Telangana State Engineering, Agriculture & Pharmacy Common Entrance Test, Conducted by JNTU Hyderabad on behalf of TSCHE



Home	About Us	Courses	Test Zones	Important Dates	User Guides	Online Application	Mock Test	FAQ's	Contact Us
------	----------	---------	------------	-----------------	-------------	--------------------	-----------	-------	------------

Payment Reference ID *	Qualifying Exam Latest 2nd Year Hall Ticket Number *	Mobile Number *	Date of Birth * (dd/mm/yyyy)
<input type="text" value="TSP14100010449"/>	<input type="text" value="2406291520"/>	<input type="text" value="7416908215"/>	<input type="text" value="31/12/2008"/>
Note: Please Enter Latest Intermediate 2nd Year/Diploma Final Year/Other State Board Hall Ticket Number			
<input type="button" value="Proceed to Fill Application"/>			

After clicking on **“Proceed to Fill Application”** button, the following page will be displayed. Enter all the fields and Click on Proceed to **“Next”** button as shown in the below screen.



TS EAPCET-2024

Telangana State Engineering, Agriculture & Pharmacy Common Entrance Test, Conducted by JNTU Hyderabad on behalf of TSCE



- Home
- About Us
- Courses
- Test Zones
- Important Dates
- User Guides
- Online Application
- Mock Test
- FAQ's
- Contact Us

Payment Reference ID *	Qualifying Exam Latest 2nd Year Hall Ticket Number *	Mobile Number *	Date of Birth * (dd/mm/yyyy)
TSP14100010449	2406291520	7416908215	31/12/2008

TS EAPCET - 2024 APPLICATION FORM

1. Candidate Details

Candidate's Name *	Father's Name *	Mother's Name *	Date of Birth * (dd/mm/yyyy)
TEST APPLICATION FORM	ENTER FATHER'S NAME	ENTER MOTHER'S NAME	31/12/2008
(as per Board of Intermediate or Equivalent Records)	(as per Board of Intermediate or Equivalent Records)	(as per Board of Intermediate or Equivalent Records)	
Aadhaar Card Number / Enrolment No.	Ration Card Number	Birth State *	Birth District *
Enter Aadhaar Card Number	Enter Ration Card Number	--Select--	--Select--

(For acquiring financial benefit Aadhar is Mandatory)

Gender *

- ☐ Male ☐ Female ☐ Transgender

Category details *

Category

- ☒ OC ☐ BC_A ☐ BC_B ☐ BC_C ☐ BC_D ☐ BC_E ☐ SC ☐ ST

Do you belong to Economically Weaker Section (EWS)? *

- ☒ YES ☐ NO

Caste Certificate Number

EX: CND021709560879

EWS Certificate Number

EWS865756435293

Special Reservation Category

- ☐ National Cadet Corps (NCC)
☐ Children of Armed Personnel (CAP)
☐ Sports & Games
☐ Anglo Indian

PH (Physically Handicapped)

- ☐ VH (Visually Handicapped)
☐ HI (Hearing Impaired)
☐ OH (Orthopedically Handicapped)

Minority / Non-Minority *

- ☒ Non-Minority ☐ Minority

Annual Income Range of the Parents (Rs.) *

- ☐ Below 1 Lakh ☐ 1 Lakh and above – below 2 Lakhs ☐ 2 Lakhs and Above

Income Certificate Number

EX: IC011710465590

Candidate Bank details (For Future use)

Name as in Bank Account	Account Number	IFSC Code
Enter Name as in Bank Account	Enter Account Number	Enter IFSC Code

2. Address

House No. (or) C/O *

Enter House No.(or) C/O

Village / Street / Locality *

Enter Village / Street / Locality

Mandal / Town / City *

Enter Mandal / Town / City

District *

Enter District

State *

Enter State

Pin Code *

Enter Pin Code

Mobile Number *

7416908215

Alternate Mobile Number

Enter Alternate Mobile Number

Telephone Number (Landline)

Enter TelePhone Number (Landline)

E-Mail Id *

testingabc012@gmail.com

3. Qualifying Examination

Intermediate / Equivalent (10+2) / Diploma *

- ☐ Urban
☐ Rural

Type of the Exam *

- ☒ TSBIE INTERMEDIATE (REGULAR)
☐ APBIE INTERMEDIATE (REGULAR)
☐ TSBIE INTERMEDIATE (PRIVATE)
☐ APBIE INTERMEDIATE (PRIVATE)
☐ TSBIE INTERMEDIATE (VOCATIONAL)
☐ APBIE INTERMEDIATE (VOCATIONAL)
☐ DIPLOMA
☐ CBSE (10+2)
☐ INDIAN CERTIFICATE OF SECONDARY EDUCATION (ICSE)
☐ RGUKT-TELANGANA
☐ RGUKT-ANDHRA PRADESH
☐ ANDHRA PRADESH OPEN SCHOOL SOCIETY (APOSS)
☐ TELANGANA OPEN SCHOOL SOCIETY (TOSS)
☐ NATIONAL INSTITUTE OF OPEN SCHOOLING (NIOS)
☐ OTHERS 10+2 EQUIVALENT

Group Subjects at the Qualifying Exam *

- ☒ MPC
☐ BIPC
☐ DIPLOMA
☐ MBIPC

Hall Ticket No. of the above Qualifying Examinations Only *

2406291520

Year of Appearing/Passed the Qualifying Exam *

--Select--

10+2 / Diploma Studied In *

--Select--

Bridge Course (BIE) Hall Ticket No.

(If Intermediate Vocational or wish to appear for both
Engineering and Agriculture & Pharmacy Papers in EAPCET)

Enter Bridge Course (BIE) Hall Ticket No.

Medium of Instruction at Qualifying Exam *

- ☐ English ☐ Telugu ☐ Urdu ☐ Others

Medium of Test *

- ☐ English & Telugu ☐ English & Urdu

SSC or Equivalent (10th Class) *

- ☐ Urban
☐ Rural

Hall Ticket No. *

Enter Hall Ticket No

Month of Passing *

--Select--

Year of Passing *

--Select--

Place of Study

Class-1 *

--Select--

Class-2 *

--Select--

Class-3 *

--Select--

Class-4 *

--Select--

Class-5 *

--Select--

Class-6 *

--Select--

Class-7 *

--Select--

Class-8 *

--Select--

Class-9 *

--Select--

Class-10 *

--Select--

Inter 1st year / Equivalent *

--Select--

Inter 2nd year / Equivalent *

--Select--

Local Area (Based on Study Details) *

Select Local Area *

☐ Andhra University (AU) ☐ Sri Venkateswara University (SVU) ☐ Osmania University (OU) ☐ Non-Local

4. Details of Common Entrance Test

Stream Applied For / Entrance Exam *

Engineering (E)

Test Zones

Preference 1 *

--Select--

Preference 2 *

--Select--

Preference 3 *

--Select--

Photo & Signature *



Photo(<50kb jpg, jpeg)

Choose File

No file chosen

Signature(<30kb jpg, jpeg)

Choose File

No file chosen

- ☐ 1) I have carefully gone through the instruction booklet and I am conversant with the instructions. I shall abide by the eligibility conditions and other regulations to be satisfied for appearing at the computer based entrance test and admission into any course prescribed. Further, I assure that, I will not involve in any malpractice or illegal activities in the entrance test. In case, I have furnished any false information or involved in any malpractice or illegal activities, I am liable for punishment as per the existing law.
- 2) I am responsible for the details filled by me and the **CONVENER, TS EAPCET-2024** is not responsible in any way. Mere appearing for the entrance examination does not confer any right for me to take admission.

SAVE : Will record the partially filled details in the Database. The same can be retrieved at your convenience and you can continue to fill the rest and submit the form.

NEXT : You will have a chance to preview your application and then finally confirm your application by clicking on Submit button.

NOTE : SUBMISSION OF APPLICATION COMPLETES ONLY AFTER NEXT AND SUBMIT.

SAVE

NEXT

[Privacy Policy](#)

[Terms & Conditions](#)

[Disclaimer](#)

[Refund & Cancellation Policy](#)

No. of Visitors: 367

© Copyright TSCHE - 2024. All Rights Reserved.

Designed & Developed by **TSOnline**

Save: After Clicking on “**SAVE**” button then automatically records the partially filled details in the database.

SAVE : Will record the partially filled details in the Database. The same can be retrieved at your convenience and you can continue to fill the rest and submit the form.

NEXT : You will have a chance to preview your application and then finally confirm your application by clicking on Submit button.

NOTE : SUBMISSION OF APPLICATION COMPLETES ONLY AFTER NEXT AND SUBMIT.

SAVE

NEXT

By clicking on “**SAVE**” button, candidate can view the following web page as shown in the below screen

Your Application is Saved Temporarily. Your Application is pending and you need to complete.

Continue

Next: After clicking on “Next” button then automatically redirect to Preview / Confirm options your Application as given in the below Screen.

SAVE : Will record the partially filled details in the Database. The same can be retrieved at your convenience and you can continue to fill the rest and submit the form.

NEXT : You will have a chance to preview your application and then finally confirm your application by clicking on Submit button.

NOTE : SUBMISSION OF APPLICATION COMPLETES ONLY AFTER NEXT AND SUBMIT.

SAVE

NEXT

If the candidate has Qualified / Appeared from Board of Intermediate Education, Telangana and the data will be automatically populated from the database, otherwise the candidate should furnish the necessary details by entering the details in the appropriate fields.

❖ Candidate Details:

- **Candidate's Name:** The candidate has to enter his / her Candidates Name in the space provided.
- **Father's Name:** The candidate has to enter his / her Father's Name in the space provided.
- **Mother's Name:** The candidate has to enter his / her Mother's Name in the space provided.
- **Date of Birth:** The candidate is supposed to choose the Date of Birth from the drop-down boxes provided as shown in the below. Select the correct Date of Birth (as per your SSC (or) Equivalent Records)

1. Candidate Details

Candidate's Name *	Father's Name *	Mother's Name *	Date of Birth * (dd/mm/yyyy)
TEST APPLICATION FORM	ENTER FATHER'S NAME	ENTER MOTHER'S NAME	31/12/2008
(as per Board of Intermediate or Equivalent Records)	(as per Board of Intermediate or Equivalent Records)	(as per Board of Intermediate or Equivalent Records)	

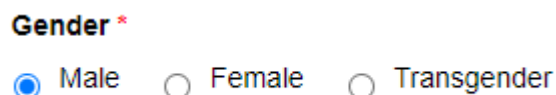
Birth State: In the Birth State has to choose from the drop down boxes provided.

A screenshot of a web form titled "Birth State *". It features a dropdown menu with a downward arrow. The menu is open, showing options: "--Select--", "Telangana", "Other State", and "Other Country". The "Other Country" option is highlighted in blue.

Birth District: Similarly, the candidate has to select the **BIRTH DISTRICT** from the drop down list with the district names of Telangana only if the candidate chosen **BIRTH STATE** in the previous item is **Telangana**. In case, the Birth Date is other than Telangana then this item is disabled frozen and will be displayed as **OTHER STATE / OTHER COUNTRY**.

A screenshot of a web form titled "Birth District *". It features a dropdown menu with a downward arrow. The menu is open, showing a list of districts in Telangana: "--Select--", ADILABAD, BHADRADRI KOTHAGUDEM, HYDERABAD, JAGTIAL, JANGAON, JAYASHANKAR BHUPALAPALLY, JOGULAMBA GADWAL, KAMAREDDY, KARIMNAGAR, KHAMMAM, KUMARAMBHEEM ASIFABAD, MAHABUBABAD, MAHABUBNAGAR, MANCHERIAL, MEDAK, MEDCHAL-MALKAJGIRI, NAGARKURNOOL, NALGONDA, and NIRMAL. The "ADILABAD" option is highlighted in blue.

Gender: Choose the option Male, Female (or) Transgender for Gender.

A screenshot of a web form titled "Gender *". It contains three radio button options: "Male", "Female", and "Transgender". The "Male" option is selected, indicated by a blue dot inside the radio button.

❖ Category Details:

Candidate Category is fetched from the Payment Page. Need to select from the drop down Caste Name and have to enter the Caste Certificate Number (**Optional**) for selected category.

In case your Caste Name is not listed in the drop down then you can select the **“OTHER”** option.

Category details *

Category

☐ OC
 ☐ BC_A
 ☒ BC_B
 ☐ BC_C
 ☐ BC_D
 ☐ BC_E
 ☐ SC
 ☐ ST

Special Reservation Category

☐ National Cadet Corps (NCC)
☐ Children of Armed Personnel (CAP)
☐ Sports & Games
☐ Anglo Indian

Minority / Non-Minority *

☒ Non-Minority
 ☐ Minority

Annual Income Range of the Parents (Rs.) *

☐ Below 1 Lakh
 ☐ 1 Lakh and above – below 2 Lakhs
 ☐ 2 Lakhs and Above

Caste *

Devanga

--Select--
 Aryakshatriya
 Chittari
 Giniyar
 Chitrakara
 Nakhas
Devanga
 Goud
 Ediga
 Gouda
 Gamalla
 Kalalee
 Gounda
 Srisayana
 Segidi
 Dudekula
 Laddaf
 Pinjari
 Noorbash
 Gandla

Caste Certificate Number

EX: CND021709560879

❖ Special Reservation Category:

- If the candidate belongs to the **Special Category** has mentioned in the categories given below, the corresponding option has to be selected by the candidate.

For example, if you belong to the special category, **NCC, Children of Armed Personnel (CAP), Sports & Games & Anglo Indian**

Special Reservation Category

- ☐ National Cadet Corps (NCC)
☐ Children of Armed Personnel (CAP)
☐ Sports & Games
☐ Anglo Indian

❖ PH (Physically Handicapped):

- If the candidate belongs to the **Physically Handicapped (PH)** has mentioned in the **PH (Physically Handicapped)** given below, the corresponding option has to be selected by the candidate.
 - 1) VH (Visually Handicapped)
 - 2) HI (Hearing Impaired)
 - 3) OH (Orthopedically Handicapped)

For example, if you belong to the PH category, **VH (Visually Handicapped)** , **HI (Hearing Impaired)** , **OH (Orthopedically Handicapped)**

Refer the image shown below:

PH (Physically Handicapped)

- ☒ VH (Visually Handicapped)
- ☒ HI (Hearing Impaired)
- ☒ OH (Orthopedically Handicapped)

Do You Require Scribe?

☒ Yes ☐ No

Note: Please contact Convener, TS EAPCET-2024 with necessary proofs for the allotment of scribe.

Sadarem Number

25707142134571900

Upload Disability Certificate *

No file chosen

❖ **Minority / Non-Minority:**

- The **Non-Minority** has to be selected if the candidate belongs to the Non-Minority Community. Otherwise, if he / she belongs to a Minority community, then the **Minority** option has to be selected by using the radio button.

Minority / Non-Minority *

☒ Non-Minority ☐ Minority

❖ **Annual Income Range of the Parents (Rs.):**

- Select the any one of the three options provided has given below regarding the **“Annual Income Range of the Parents (Rs.)”**

Annual Income of the Parents having below three options:

- Below 1 Lakh
- 1 Lakh and Above – Below 2 Lakhs
- 2 Lakhs and Above

For example, if you're Parental Income is **“1 Lakh and Above – Below 2 Lakhs”**, refer the image shown below:

Annual Income Range of the Parents (Rs.) *

☐ Below 1 Lakh ☒ 1 Lakh and above – below 2 Lakhs ☐ 2 Lakhs and Above

Income Certificate Number

IC086105754920

❖ Candidate Bank Details (For Future Use):

- **Name as in Bank Account:** The candidate has to enter his / her Name as it appears in Bank Account in the space provided.
- **Account Number:** The candidate has to enter his / her Account Number in the space provided.
- **IFSC Code:** The candidate has to enter his / her Bank IFSC Code in the space provided.

Candidate Bank details (For Future use)

Name as in Bank Account

ICICI BANK STUDNET BANK DETAILS

Account Number

018703559120347

IFSC Code

ICIC01870

❖ Address details:

- **House No. (or) C/O:** The candidate has to enter his / her House Number in the space provided.
- **Village / Street / Locality:** The candidate has to enter his / her Village / Street / Locality name in the space provided.
- **Mandal / Town / City:** The candidate has to enter his / her Mandal / Town / City name in the space provided.
- **District:** The candidate has to enter his / her District Name in the space provided.
- **State:** The candidate has to enter his / her State Name in the space provided.
- **Pin Code:** The cabinet has to enter his / her Pin Code in the space provided.
- **Candidate's / Students Mobile Number:** Fetching from the Fee Payment Webpage.
- **Alternative Mobile Number (Self / Father / Mother / Relative):** Fetching from Fee Payment Web page.
- **Telephone Number Landline:** The candidate has to enter his / her Telephone Number (Landline) in the space provided.
- **E-Mail ID:** Fetching from the Fee Payment Web page.

2. Address

House No. (or) C/O *	Village / Street / Locality *	Mandal / Town / City *
<input type="text" value="Enter House No.(or) C/O"/>	<input type="text" value="Enter Village / Street / Locality"/>	<input type="text" value="Enter Mandal / Town / City"/>
District *	State *	Pin Code *
<input type="text" value="Enter District"/>	<input type="text" value="Enter State"/>	<input type="text" value="Enter Pin Code"/>
Mobile Number *	Alternate Mobile Number	Telephone Number (Landline)
<input type="text" value="7416908215"/>	<input type="text" value="Enter Alternate Mobile Number"/>	<input type="text" value="Enter TelePhone Number (Landline)"/>
E-Mail Id *		
<input type="text" value="testingabc012@gmail.com"/>		

❖ Qualification Details:

3. Qualifying Examination

Intermediate / Equivalent (10+2) / Diploma *	Type of the Exam *	Group Subjects at the Qualifying Exam *
<input checked="" type="radio"/> Urban <input type="radio"/> Rural	<input checked="" type="radio"/> TSBIE INTERMEDIATE (REGULAR) <input type="radio"/> APBIE INTERMEDIATE (REGULAR) <input type="radio"/> TSBIE INTERMEDIATE (PRIVATE) <input type="radio"/> APBIE INTERMEDIATE (PRIVATE) <input type="radio"/> TSBIE INTERMEDIATE (VOCATIONAL) <input type="radio"/> APBIE INTERMEDIATE (VOCATIONAL) <input type="radio"/> DIPLOMA <input type="radio"/> CBSE (10+2) <input type="radio"/> INDIAN CERTIFICATE OF SECONDARY EDUCATION (ICSE) <input type="radio"/> RGUKT-TELANGANA <input type="radio"/> RGUKT-ANDHRA PRADESH <input type="radio"/> ANDHRA PRADESH OPEN SCHOOL SOCIETY (APOSS) <input type="radio"/> TELANGANA OPEN SCHOOL SOCIETY (TOSS) <input type="radio"/> NATIONAL INSTITUTE OF OPEN SCHOOLING (NIOS) <input type="radio"/> OTHERS 10+2 EQUIVALENT	<input checked="" type="radio"/> MPC <input type="radio"/> BiPC <input type="radio"/> DIPLOMA <input type="radio"/> MBIPC
Hall Ticket No.of the above Qualifying Examinations Only *	Year of Appearing/Passed the Qualifying Exam *	10+2 / Diploma Studied In *
<input type="text" value="2406291520"/>	<input type="text" value="2024"/>	<input type="text" value="GOVT COLLEGE"/>
Bridge Course (BIE) Hall Ticket No. (If Intermediate Vocational or wish to appear for both Engineering and Agriculture & Pharmacy Papers in EAPCET)	Medium of Instruction at Qualifying Exam *	
<input type="text" value="Enter Bridge Course (BIE) Hall Ticket No."/>	<input type="radio"/> English <input checked="" type="radio"/> Telugu <input type="radio"/> Urdu <input type="radio"/> Others	
	Medium of Test *	
	<input checked="" type="radio"/> English & Telugu <input type="radio"/> English & Urdu	

Intermediate / Equivalent (10 + 2) / Diploma: Select Urban (or) Rural radio button for Intermediate / Equivalent (10 + 2) / Diploma.

Intermediate / Equivalent (10+2) / Diploma *

☐ Urban

☐ Rural

Type of Exam: Fetched and Freeze Name of the Board from Payment webpage the Type of Exam radio button.

QUALIFYING EXAMINATION HAS FOLLOWING OPTIONS:

- TSBIE INTERMEDIATE(REGULAR)
- APBIE INTERMEDIATE(REGULAR)
- TSBIE INTERMEDIATE(PRIVATE)
- APBIE INTERMEDIATE(PRIVATE)
- TSBIE INTERMEDIATE(VOCATIONAL)
- APBIE INTERMEDIATE(VOCATIONAL)
- DIPLOMA
- CBSE (10+2)
- INDIAN CERTIFICATE OF SECONDARY EDUCATION (ICSE)
- RGUKT-TELANGANA
- RGUKT-ANDHRAPRADESH
- ANDHRAPRADESHOPENSCHOOLSOCIETY (APOSS)
- TELANGANAOPENSCHOOLSOCIETY (TOSS)
- NATIONAL INSTITUTE OF OPEN SCHOOLING (NIOS)
- OTHERS 10+2 EQUIVALENT

Qualifying Examination is “**TSBIE INTERMEDIATE (REGULAR)**”, the item is already FROZEN.

Type of the Exam *

- ☒ TSBIE INTERMEDIATE (REGULAR)
- ☐ APBIE INTERMEDIATE (REGULAR)
- ☐ TSBIE INTERMEDIATE (PRIVATE)
- ☐ APBIE INTERMEDIATE (PRIVATE)
- ☐ TSBIE INTERMEDIATE (VOCATIONAL)
- ☐ APBIE INTERMEDIATE (VOCATIONAL)
- ☐ DIPLOMA
- ☐ CBSE (10+2)
- ☐ INDIAN CERTIFICATE OF SECONDARY EDUCATION (ICSE)
- ☐ RGUKT-TELANGANA
- ☐ RGUKT-ANDHRA PRADESH
- ☐ ANDHRA PRADESH OPEN SCHOOL SOCIETY (APOSS)
- ☐ TELANGANA OPEN SCHOOL SOCIETY (TOSS)
- ☐ NATIONAL INSTITUTE OF OPEN SCHOOLING (NIOS)
- ☐ OTHERS 10+2 EQUIVALENT

❖ **Group Subjects at the Qualifying Exam:**

Fetch and Freeze from the Payment web page the Group Subjects at the Qualifying Exam radio button.

Group Subjects at the Qualifying Exam *

- ☒ MPC
- ☐ BiPC
- ☐ DIPLOMA
- ☐ MBiPC

Hall Ticket Number of the Above Qualifying Examination Only: Fetched from Payment web page.

Year of Appearing / Passed the Qualifying Exam: Enter the Year of Appearing / Passed of the Qualifying Exam.

10+2 / Diploma Studied In: Select the 10+2 / Diploma Studied In, from drop down list.

10+2 / Diploma Studied In *

KENDRIYA VIDYALAYA (CE) ▾

--Select--

GOVT COLLEGE

KENDRIYA VIDYALAYA (CENTRAL SCHOOLS)

JAWAHAR NAVODAYA VIDYALAYA

GOVT/DRDA SPONSORED UNDER CORPORATE SCHEME

OTHER PRIVATE COLLEGES

Bridge Course (BIE) Hall Ticket Number: Enter Hall Ticket Number of the Bridge Course { Applicable for Vocational (or) Both Engineering (E) and Agriculture & Pharmacy (A&P)}.

Bridge Course (BIE) Hall Ticket No.

(If Intermediate Vocational or wish to appear for both
Engineering and Agriculture & Pharmacy Papers in EAPCET)

Enter Bridge Course (BIE) Hall Ticket No.

Medium of Instructions in Qualifying Exam: Select the Medium of Instruction at your Qualifying Exam in level i.e., at your Intermediate (or) Equivalent (10+ 2) Course.

Medium of Instruction at Qualifying Exam *

☐ English ☐ Telugu ☐ Urdu ☐ Others

Medium of Test that can be opted corresponding to the Medium of Instructions at Qualifying Exam: Select from radio button the Medium of Test.

I.	For English:			III.	For Urdu:	
	-	English & Telugu			-	English & Telugu
	-	English & Urdu			-	English & Urdu
II.	For Telugu:			IV.	Others:	
	-	English & Telugu			-	English & Telugu
	-	English & Urdu			-	English & Urdu

Medium of Test *

☐ English & Telugu ☐ English & Urdu

❖ SSC (or)Equivalent (10th Class) Education Details:

SSC or Equivalent (10th Class) *

☒ Urban
☐ Rural

Hall Ticket No. *

Enter Hall Ticket No

Month of Passing *

--Select--

Year of Passing *

--Select--

SSC Hall Ticket Number: The candidate has to enter his / her Intermediate Hall Ticket Number in the space provided.

Month of Passing: The candidate has to select his / her Month of passing from the drop-down list.

Month of Passing *

--Select--

--Select--

January

February

March

April

May

June

July

August

September

October

November

December

Year of Passing: The candidate has to select his / her year of passing from the drop-down list.

Year of Passing *

2017

--Select--

2022

2021

2020

2019

2018

2017

2016

2015

2014

2013

2012

2011

2010

2009

2008

2007

2006

2005

2004

❖ Place of Study:

Mandate has to fill the District details related to his study from **Class - 1** to **10+2** in the space provided as shown below. However, if a candidate has studied in a State other than Telangana, then select **OTHER STATE / OTHER COUNTRY**.

Place of Study

Class-1 *	Class-2 *	Class-3 *	Class-4 *
--Select--	--Select--	--Select--	--Select--
Class-5 *	Class-6 *	Class-7 *	Class-8 *
--Select--	--Select--	--Select--	--Select--
Class-9 *	Class-10 *	Inter 1st year / Equivalent *	Inter 2nd year / Equivalent *
--Select--	--Select--	--Select--	--Select--

Place of Study

Class-1 *	Class-2 *	Class-3 *	Class-4 *
--Select--	--Select--	--Select--	--Select--
Class-5 *	Class-6 *	Class-7 *	Class-8 *
--Select--	--Select--	--Select--	--Select--
Class-9 *	Class-10 *	Inter 1st year / Equivalent *	Inter 2nd year / Equivalent *
--Select--	--Select--	--Select--	--Select--

Kateswara University (SVU) ☐ Osmania University (OU) ☐ Non-Local ☐

❖ Details of Common Entrance Test:

Stream Applied For / Entrance Test: Stream field options available are: (FROZEN)

- Engineering (E)
- Agriculture & Pharmacy (A & P)
- Both (Engineering and Agriculture & Medical) (E and A&P)

The Candidates have to make sure that they select the correct Stream before applying, as this item gets **“FROZEN”** as per the information given during **“Registration Fee Payment”**.

The Candidates belonging to Intermediate Board (or) any Equivalent Qualifying Examination who wish to apply for **“BOTH”** option, should make sure that they are eligible (as per the guidelines given in the TS EAPCET – Instruction Booklet) for Engineering (E) and Agriculture & Medical (AM) before selecting “Both” option.

However, if Intermediate (Regular) Candidate wishes to appear for BOTH Streams, he / she should enter the Additional Subjects / General Bridge Course (A&P Stream only) Hall Ticket Number in the “Bridge Course (BIE) Hall Ticket No.” item.

❖ Test Zones:

The candidate has to choose the “**Test Centre Preferences**” from the drop down box provided below.

The screenshot shows a web form titled "Test Zones" with three dropdown menus labeled "Preference 1*", "Preference 2*", and "Preference 3*". Each dropdown has a "--Select--" option. Below the dropdowns is a scrollable list of test centers. The list includes locations like Hyderabad (I), Hyderabad (II), Hyderabad (III), Hyderabad (IV), Nalgonda, Kodad, Khammam, Bhadradi Kothagudem, Sathupally, Karimnagar, Mahabubnagar, Sangareddy, Adilabad, Nizamabad, Warangal, Narsampet, Kurnool, Vijayawada, and Visakhapatnam. At the bottom of the list, there is a disclaimer: "I am responsible for the details filled by me and the CONVENOR, TS EAPCET-2023 is not responsible in any way. Were appearing for the entrance examination does not confer any right for me to take admission."

❖ Photo & Signature:

DON'T FORGET to upload your Photograph & Signature if you belong to "**Others**". If the student has Appeared / Passed TSBIE Intermediate, then Item Photograph & Signature are automatically populated from the already existing Intermediate database (**Note: Only from 2013 to 2024 Appeared / Passed**) as shown below,

The candidates belonging **to Intermediate (Regular) - (Other than from 2013 to 2024 Appeared / Passed)** (or) TSBIE INTERMEDIATE (REGULAR), APBIE INTERMEDIATE (REGULAR), TSBIE INTERMEDIATE (PRIVATE), APBIE INTERMEDIATE (PRIVATE), TSBIE INTERMEDIATE (VOCATIONAL), APBIE INTERMEDIATE (VOCATIONAL), DIPLOMA, CBSE (10+2), INDIAN CERTIFICATE OF SECONDARY EDUCATION (ICSE), RGUKT- TELANGANA, RGUKT-ANDHRA PRADESH, ANDHRA PRADESH OPEN SCHOOL SOCIETY (APOSS), TELANGANA OPEN SCHOOL SOCIETY (TOSS), NATIONAL INSTITUTE OF OPENSCHOOLING (NIOS), OTHERS 10+2 EQUIVALENT have to click button "**Select File**" to upload the Photograph File.

The **Photograph File** should be in the .jpg file format and the size should be less than 50 KB.


To upload the **Signature**, Press the button "Select File" and ensure that the **Signature's File format** should be.jpg format and the size has to be less than 30 KB.

Photo & Signature *



Photo(<50kb jpg, jpeg)

Choose File No file chosen



Signature(<30kb jpg, jpeg)

Choose File No file chosen

After furnishing **ALL** the required data and correct particulars, **thoroughly verify** the details and **go through the Declaration** at the end of the page. Select the encircled check box against – **“I accept the Terms & Conditions”** if you are done with Online Application Form filling. Then, press the encircled **“NEXT”** button to proceed to the next page as shown.

- ☒ 1) I have carefully gone through the instruction booklet and I am conversant with the instructions. I shall abide by the eligibility conditions and other regulations to be satisfied for appearing at the computer based entrance test and admission into any course prescribed. Further, I assure that, I will not involve in any malpractice or illegal activities in the entrance test. In case, I have furnished any false information or involved in any malpractice or illegal activities, I am liable for punishment as per the existing law.
- 2) I am responsible for the details filled by me and the **CONVENER, TS EAPCET-2024** is not responsible in any way. Mere appearing for the entrance examination does not confer any right for me to take admission.

SAVE : Will record the partially filled details in the Database. The same can be retrieved at your convenience and you can continue to fill the rest and submit the form.

NEXT : You will have a chance to preview your application and then finally confirm your application by clicking on Submit button.

NOTE : SUBMISSION OF APPLICATION COMPLETES ONLY AFTER NEXT AND SUBMIT.

SAVE

NEXT

By clicking on **“NEXT”** button, candidate can view the Filled Online Application Form as shown below screen.



TS EAPCET-2024

Telangana State Engineering, Agriculture & Pharmacy Common Entrance Test, Conducted by JNTU Hyderabad on behalf of TSCHET

[Home](#)[About Us](#)[Courses](#)[Test Zones](#)[Important Dates](#)[User Guides](#)[Online Application](#)[Mock Test](#)[FAQ's](#)[Contact Us](#)

TS EAPCET - 2024 APPLICATION FORM

1. Candidate Details

Candidate's Name TEST APPLICATION FORM	Father's Name ENTER YOUR FATHER NAME	Mother's Name ENTER YOUR MOTHER NAME	Date of Birth (dd/mm/yyyy) 31/12/2008
Aadhaar Card Number / Enrollment No.	Ration Card Number	Birth State TELANGANA	Birth District JAYASHANKAR BHUPALAPALLY
Gender Male			

Category

Category OC	Caste Others	Caste Certificate Number CND037489203484
Do you belong to Economically Weaker Section(EWS)? YES	EWS Certificate Number EWS865756435293	

Special Reservation Category

National Cadet Corps (NCC) :YES Children of Armed Personnel (CAP) :YES Sports & Games :YES Anglo Indian :YES	PH (Physically Handicapped) VH (Visually Handicapped) :YES HI (Hearing Impaired) :YES OH (Orthopedically Handicapped) :YES	Do You Require Scribe? YES Note: Please contact Convener, TS EAPCET- 2024 with necessary proofs for the allotment of scribe. Sadarem Number 25707142134571900
---	--	--

Minority / Non-Minority

Non-Minority
Minority
N.A

Annual Income Range of the Parents (Rs.)

Annual Income Range of the Parents (Rs.) 1 Lakh and above – below 2 Lakhs	Income Certificate Number IC086105754920
---	--

Bank Details

Name as in Bank Account ICICI BANK STUDNET BANK DETAILS	Account Number 018703559120347	IFSC Code ICIC01870
---	--	-------------------------------

2. Address

House No. (or) C/O

Flat No - 24/67-A, Villas Colony

District

Ranga Reddy

Mobile Number

7416908215

E-Mail Id

testingabc012@gmail.com

Village / Street / Locality

Ground Floor Opposite SBI Bank

State

Telangana

Alternate Mobile Number

7416908215

Mandal / Town / City

Kukatpally

Pin Code

500055

Telephone Number (Landline)

3. Qualifying Examination

Intermediate / Equivalent (10+2) / Diploma

Urban

Type of the Exam

TSBIE INTERMEDIATE (REGULAR)

Group Subjects of the Qualifying Exam

MPC

Hall Ticket No. of the above Qualifying Examinations Only

2406291520

Year of Appearing/Passed the Qualifying Exam

2024

10+2 / Diploma Studied In

GOVT COLLEGE

Bridge Course (BIE) Hall Ticket No. (If Intermediate Vocational or wish to appear for both Engineering and Agriculture & Pharmacy Papers in EAPCET)

Medium of Instruction at Qualifying Exam

Telugu

Medium of Test

English & Telugu

SSC or Equivalent (10th Class)

Rural

Hall Ticket No.

057532556

Month of Passing

April

Year of Passing

2022

Place of Study

Class-1

RANGA REDDY

Class-5

RANGA REDDY

Class-9

RANGA REDDY

Class-2

RANGA REDDY

Class-6

RANGA REDDY

Class-10

RANGA REDDY

Class-3

RANGA REDDY

Class-7

RANGA REDDY

Inter 1st year / Equivalent

RANGA REDDY

Class-4

RANGA REDDY

Class-8

RANGA REDDY

Inter 2nd year / Equivalent

RANGA REDDY

Local Area

Local Area

Osmania University (OU)

Local Area Filled by Candidate

Osmania University (OU)

4. Details of Common Entrance Test

Stream Applied For / Entrance Exam

Engineering (E)

Test Zones

Preference 1

Hyderabad (IV)

Preference 2

Hyderabad (I)

Preference 3

Sangareddy

Photo & Signature



1) I have carefully gone through the instruction booklet and I am conversant with the instructions. I shall abide by the eligibility conditions and other regulations to be satisfied for appearing at the computer based entrance test and admission into any course prescribed. Further, I assure that, I will not involve in any malpractice or illegal activities in the entrance test. In case, I have furnished any false information or involved in any malpractice or illegal activities, I am liable for punishment as per the existing law.
2) I am responsible for the details filled by me and the **CONVENER, TS EAPCET-2024** is not responsible in any way. Mere appearing for the entrance examination does not confer any right for me to take admission.

Modify

SUBMIT

Modify: In case if you wish to do changes of fields then click on “**MODIFY**” option in the Application as show in below screen display.

1) I have carefully gone through the instruction booklet and I am conversant with the instructions. I shall abide by the eligibility conditions and other regulations to be satisfied for appearing at the computer based entrance test and admission into any course prescribed. Further, I assure that, I will not involve in any malpractice or illegal activities in the entrance test. In case, I have furnished any false information or involved in any malpractice or illegal activities, I am liable for punishment as per the existing law.
2) I am responsible for the details filled by me and the **CONVENER, TS EAPCET-2024** is not responsible in any way. Mere appearing for the entrance examination does not confer any right for me to take admission.

Modify

SUBMIT

Submit: If **ALL** the fields are correctly entered by the candidates then you can click on Submit button to confirm the Application as show in below screen display.

1) I have carefully gone through the instruction booklet and I am conversant with the instructions. I shall abide by the eligibility conditions and other regulations to be satisfied for appearing at the computer based entrance test and admission into any course prescribed. Further, I assure that, I will not involve in any malpractice or illegal activities in the entrance test. In case, I have furnished any false information or involved in any malpractice or illegal activities, I am liable for punishment as per the existing law.
2) I am responsible for the details filled by me and the **CONVENER, TS EAPCET-2024** is not responsible in any way. Mere appearing for the entrance examination does not confer any right for me to take admission.

Modify

SUBMIT

After Clicking on “**SUBMIT**” button, candidate can view pop up alert message as
“**Your Application confirmed successfully. Please note your Registration Number for further correspondence**”.



The screenshot shows the TS EAPCET-2024 application form interface. At the top, there is a header with the TS EAPCET-2024 logo and the text "Telangana State Engineering, Agriculture & Pharmacy Common Entrance Test, Conducted by JNTU Hyderabad on behalf of TSCHE". Below the header is a navigation menu with links: Home, About Us, Courses, Test Zones, Important Dates, User Guides, Online Application, Mock Test, FAQ's, and Contact Us. The main content area is divided into two sections. The left section is titled "TS EAPCET - 2024 APPLICATION FORM" and contains a "1. Candidate Details" section. The right section is titled "Your Application Confirmed Successfully. Please note your Registration number for future correspondence" and displays the registration number "A14100004786" in red. Below the registration number is a red button labeled "Print Application".

TS EAPCET - 2024 APPLICATION FORM

1. Candidate Details

Candidate's Name: _____ Father's Name: _____
 TEST APPLICATION FORM: _____ ENROLLMENT NO.: _____
 Aadhaar Card Number / Enrollment No.: _____ Ratio: _____
 Gender: _____

Your Application Confirmed Successfully. Please note your Registration number for future correspondence

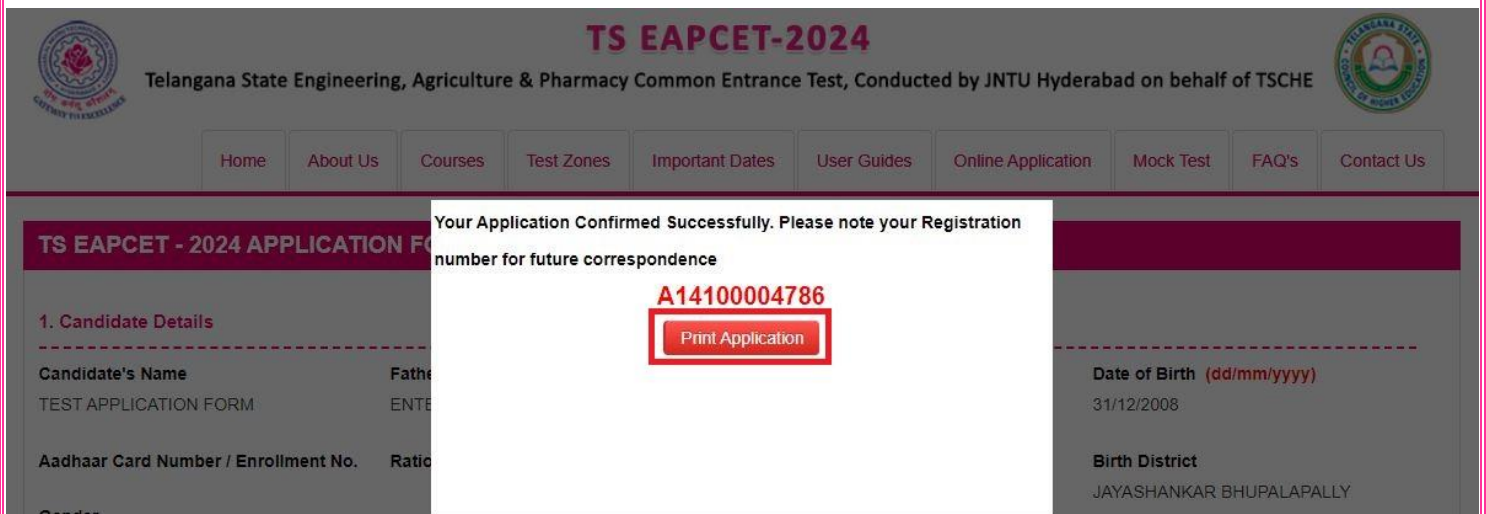
A14100004786

Print Application

Date of Birth (dd/mm/yyyy): 31/12/2008
 Birth District: JAYASHANKAR BHUPALAPALLY

Candidate can take print application by clicking on **“Print Application”** button which is useful for further correspondence.

By clicking on **“Print Application”**, candidate can view the TS EAPCET-2024 Application Form as shown in the screen below.



This screenshot is identical to the one above, showing the TS EAPCET-2024 application form interface with the registration number A14100004786 and the Print Application button highlighted.

Click on **“Print”** button for taking the printout of the Receipt and click on **“Download”** button for downloading.

After successful submission of the application form, the candidate will receive a mail to the registered Mail Id, confirming the successful submission of application.



TS EAPCET-2024

Telangana State Engineering, Agriculture & Pharmacy Common Entrance Test
Conducted by JNTU Hyderabad on behalf of TSCE




FILLED IN ONLINE APPLICATION FORM FOR COMPUTER BASED TEST (CBT)

1. Stream Applied For # : Engineering (E)
2. (a) Qualifying Examination # : TSBIE INTERMEDIATE (REGULAR)
- (b) Qualifying Exam Latest Hall Ticket Number # : 2406291520
- (c) Year of Appearing/Passed the Qualifying Exam : 2024
- (d) Medium of Instruction at Qualifying Exam : Telugu
- (e) Place of Study - Intermediate or Equivalent : Urban
- (f) Bridge Course Hall Ticket No. (if any) : N.A
3. Medium of Test : English & Telugu
4. (a) Candidate's Name # : TEST APPLICATION FORM
- (b) Father's Name : ENTER YOUR FATHER NAME
- (c) Mother's Name : ENTER YOUR MOTHER NAME
- (d) Date of Birth (as per SSC or Equivalent) # : 31/12/2008
- (e) Birth State, Birth District : TELANGANA - JAYASHANKAR BHUPALAPALLY
- (f) Gender : Male
5. (a) Category # : OC
- (b) Do you belong to Economically Weaker Section (EWS)? # : YES (EWS865756435293)
6. Special Reservation Category # : NCC/CAP/SPORTS & GAMES/ANGLO INDIAN
7. Physically Challenged(PH) # : VH/HI/OH
8. (a) Non-Minority / Minority : Non-Minority
- (b) Minority Category : N.A
9. Annual Income of the Parents (Rs.) : 1 Lakh and above - below 2 Lakhs
10. (a) Study Details I to XII

Preserve the below REGISTRATION NUMBER for all future correspondence.

REGISTRATION NO. :

A14100004786



Class-I	RANGA REDDY	Class-II	RANGA REDDY
Class-III	RANGA REDDY	Class-IV	RANGA REDDY
Class-V	RANGA REDDY	Class-VI	RANGA REDDY
Class-VII	RANGA REDDY	Class-VIII	RANGA REDDY
Class-IX	RANGA REDDY	Class-X	RANGA REDDY
Inter-I	RANGA REDDY	Inter-II	RANGA REDDY

- (b) Local Area (Based on Study Details) : Osmania University (OU)
- (c) 10+2 / Diploma Studied In : GOVT COLLEGE
- (d) Place of Study - SSC or Equivalent : Rural
- (e) SSC Hall Ticket Number, Month & Year of Passing : 057532556 , April - 2022
11. Local Area (Filled by Candidate) : Osmania University (OU)
12. (a) Address for Correspondence : Flat No - 24/67-A, Villas Colony, Ground Floor Opposite SBI Bank, Kukatpally, Ranga Reddy, Telangana, 500055
- (b) Candidate's / Student's Mobile Number # : 7416908215 (c) E-Mail Id # : testingabc012@gmail.com
- (d) Aadhaar Card number / Enrolment number : N.A
13. Test Zones



Preference - 1	Preference - 2	Preference - 3
Hyderabad (IV)	Hyderabad (I)	Sangareddy

14. (a) Fee particulars - Payment through : ONLINE (b) Amount (in Rs.) 500.00 (c) Payment Reference Id : TSP14100010449

- These Fields CANNOT be edited by candidate, but written request can be made to the CONVENER, TS EAPCET-2024 or email to tsapcethelpdesk2024@jntuh.ac.in , Remaining fields can be edited by the candidate during the permitted period. For any details contact at +91-7416923578 and +91-7416908215

Declaration : 1) I have carefully gone through the instruction booklet and I am conversant with the instructions. I shall abide by the eligibility conditions and other regulations to be satisfied for appearing at the computer based entrance test and admission into any course prescribed. Further, I assure that, I will not involve in any malpractice or illegal activities in the entrance test. In case, I have furnished any false information or involved in any malpractice or illegal activities, I am liable for punishment as per the existing law.
2) I am responsible for the details filled by me and the **CONVENER, TS EAPCET-2024** is not responsible in any way. Mere appearing for the entrance examination does not confer any right for me to take admission.

Submitted Date : 18/02/2024 3:01 PM
Print Date : 18/02/2024 03:08 PM

Affix a recent colour photograph (3.5 cmX3.5 cm) (Well in advance BEFORE EXAMINATION)	SIGNATURE OF THE CANDIDATE in the presence of the Invigilator and submit to Invigilator on the day of Examination	LEFT HAND THUMB Impression of the candidate to be done well in advance(atleast a day before the examination)	
		Left Hand Thumb Impression	

Note : 1) ALL the candidates have to submit this form in the Examination Hall to the Invigilator.
2) Candidates are not allowed into the Examination Hall even if they are **LATE BY A MINUTE**.
3) This is computer generated sheet and does not require the signature of the **CONVENER, TS EAPCET-2024**

Print

Download

Step 3: Print Filled-In Application

Later, if the candidate wishes to take the print out of the same page again, he / she can visit <https://eapcet.tsche.ac.in> (Home Page) and click on encircled item “Print Filled-in Application” as below:

Information

Notification
Important Dates
Test Zones
Instruction Booklet
Syllabus
User Guides
Video Guide for CBT
Mock Test
Frequently Asked Questions (FAQ's)


Online Application

User Guide for filling Online Application
STEP 1: Pay Registration Fee
STEP 2: Fill Online Application
STEP 3: Print Filled-in Application
Q. Know Your Fee Payment Status


Registration Fee

Stream	Category	Fee (Rs.)
Engineering (E)	SC/ST & PH	500/-
	Others	900/-
Agriculture & Pharmacy (A&P)	SC/ST & PH	500/-
	Others	900/-
Both Engineering (E) and Agriculture & Pharmacy (A&P)	SC/ST & PH	1000/-
	Others	1800/-

After clicking on “[Print Filled-in Application](#)” button, the following page will appear.



TS EAPCET-2024
Telangana State Engineering, Agriculture & Pharmacy Common Entrance Test, Conducted by JNTU Hyderabad on behalf of TSCHE



[Home](#) [About Us](#) [Courses](#) [Test Zones](#) [Important Dates](#) [User Guides](#) [Online Application](#) [Mock Test](#) [FAQ's](#) [Contact Us](#)

PRINT TS EAPCET 2024 APPLICATION FORM

Registration Number *

Payment Reference ID *


Qualifying Exam Latest 2nd Year Hall Ticket Number *

Mobile Number *


Date of Birth * (dd/mm/yyyy)

[Get Application Details](#)

Enter all the fields like Registration Number, Payment Reference ID, Qualifying Exam Latest 2nd Year Hall Ticket Number, Mobile Number, Date of Birth then click on “[GET APPLICATION DETAILS](#)” as shown in the below screen.



TS EAPCET-2024
Telangana State Engineering, Agriculture & Pharmacy Common Entrance Test, Conducted by JNTU Hyderabad on behalf of TSCHE



[Home](#) [About Us](#) [Courses](#) [Test Zones](#) [Important Dates](#) [User Guides](#) [Online Application](#) [Mock Test](#) [FAQ's](#) [Contact Us](#)

PRINT TS EAPCET 2024 APPLICATION FORM

Registration Number *

Payment Reference ID *

Qualifying Exam Latest 2nd Year Hall Ticket Number *

Mobile Number *

Date of Birth * (dd/mm/yyyy)

[Get Application Details](#)

After clicking on “[GET APPLICATION DETAILS](#)” button, the following “[RECEIPT](#)” page will appear. Click on Print button for taking the printout of the Receipt and click on “[PRINT](#)” OR “[DOWNLOAD](#)” button for downloading.



TS EAPCET-2024

Telangana State Engineering, Agriculture & Pharmacy Common Entrance Test
Conducted by JNTU Hyderabad on behalf of TS CHE



FILLED IN ONLINE APPLICATION FORM FOR COMPUTER BASED TEST (CBT)

1. Stream Applied For # : Engineering (E)
2. (a) Qualifying Examination # : TSBE INTERMEDIATE (REGULAR)
- (b) Qualifying Exam Latest Hall Ticket Number # : 2406291520
- (c) Year of Appearing/Passed the Qualifying Exam : 2024
- (d) Medium of Instruction at Qualifying Exam : Telugu
- (e) Place of Study - Intermediate or Equivalent : Urban
- (f) Bridge Course Hall Ticket No. (if any) : N.A
3. Medium of Test : English & Telugu
4. (a) Candidate's Name # : TEST APPLICATION FORM
- (b) Father's Name : ENTER YOUR FATHER NAME
- (c) Mother's Name : ENTER YOUR MOTHER NAME
- (d) Date of Birth (as per SSC or Equivalent) # : 31/12/2008
- (e) Birth State, Birth District : TELANGANA - JAYASHANKAR BHUPALAPALLY
- (f) Gender : Male
5. (a) Category # : OC
- (b) Do you belong to Economically Weaker Section (EWS)? # : YES (EWS865756435293)
6. Special Reservation Category # : NCC/CAP/SPORTS & GAMES/ANGLO INDIAN
7. Physically Challenged(PH) # : VH/HL/OH
8. (a) Non-Minority / Minority : Non-Minority
- (b) Minority Category : N.A
9. Annual Income of the Parents (Rs.) : 1 Lakh and above - below 2 Lakhs
10. (a) Study Details I to XII

Class-I	RANGA REDDY	Class-II	RANGA REDDY
Class-III	RANGA REDDY	Class-IV	RANGA REDDY
Class-V	RANGA REDDY	Class-VI	RANGA REDDY
Class-VII	RANGA REDDY	Class-VIII	RANGA REDDY
Class-IX	RANGA REDDY	Class-X	RANGA REDDY
Class-XI	RANGA REDDY	Class-XII	RANGA REDDY

- (b) Local Area/Based on Study Details : Osmania University (OU)
- (c) 10+2 / Diploma Studied In : GOVT COLLEGE
- (d) Place of Study - SSC or Equivalent : Rural
- (e) SSC Hall Ticket Number, Month & Year of Passing : 057532556, April - 2022
11. Local Area (Filled by Candidate) : Osmania University (OU)
12. (a) Address for Correspondence : Flat No - 24-67-A, Villas Colony, Ground Floor Opposite SBI Bank, Kukatpally, Ranga Reddy, Telangana, 500055
- (b) Candidate's / Student's Mobile Number # : 7416908215 (c) E-Mail Id # : testingabc012@gmail.com
- (d) Aadhaar Card number / Enrolment number : N.A
13. Test Zones

Preference - 1	Preference - 2	Preference - 3
Hyderabad (IV)	Hyderabad (I)	Sangareddy

14. (a) Fee particulars - Payment through : ONLINE (b) Amount (in Rs.) 500.00 (c) Payment Reference Id : TSP14100010449

* These Fields CANNOT be edited by candidate, but written request can be made to the CONVENER, TS EAPCET-2024 or email to tsapcethelpdesk2024@jntuh.ac.in. Remaining fields can be edited by the candidate during the permitted period. For any details contact at +91-7416923578 and +91-7416908215

Declaration : 1) I have carefully gone through the instruction booklet and I am conversant with the instructions. I shall abide by the eligibility conditions and other regulations to be satisfied for appearing at the computer based entrance test and admission into any course prescribed. Further, I assure that, I will not involve in any malpractice or illegal activities in the entrance test. In case, I have furnished any false information or involved in any malpractice or illegal activities, I am liable for punishment as per the existing law.

2) I am responsible for the details filled by me and the CONVENER, TS EAPCET-2024 is not responsible in any way.

3) Mere appearing for the entrance examination does not confer any right for me to take admission.

Submitted Date : 18-02-2024 3:01 PM
Print Date : 23-02-2024 03:39 PM

Affix a recent colour photograph (3.5 cmX3.5 cm) (Well in advance BEFORE EXAMINATION)	SIGNATURE OF THE CANDIDATE in the presence of the Invigilator and submit to Invigilator on the day of Examination.	LEFT HAND THUMB Impression of the candidate to be done well in advance(atleast a day before the examination)
		Left Hand Thumb Impression:

Note : 1) ALL the candidates have to submit this form in the Examination Hall to the Invigilator.
2) Candidates are not allowed into the Examination Hall even if they are LATE BY A MINUTE.
3) This is computer generated sheet and does not require the signature of the CONVENER, TS EAPCET-2024

Print

Download